

Exhibit A

Stillwater Ranches Unit 2 Phase 2
Permanent Road Division
County of Shasta


Consent and Waiver to Assess Annual Parcel Charges

The undersigned represents, consents, agrees, and waives as follows:

1. I am the sole owner or an authorized representative of the owner of the parcel of land identified as Assessor's Parcel Number 111-290-011, County of Shasta (the "Subject Parcel").
2. The Subject Parcel is identified in the County Surveyor's Report (Exhibit A) for the "Permanent Road Division, Stillwater Ranches Unit 2 Phase 2" (PRD), and is divided into eighteen lots assigned as PRD Nos. 1 through 18.
3. I am the sole owner of all eighteen lots assigned as PRD Nos. 1 through 18 of the "Permanent Road Division, Stillwater Ranches Unit 2 Phase 2."
4. I acknowledge, agree, and consent that the annual parcel charge per lot in the PRD will be \$1,022.00 to be assessed for the maintenance of White Antler Court, White Deer Court, White Antler Court at Stillwater Creek bridge, and the Stillwater Ranches Emergency Fire Access Road (EFER).
5. I hereby waive any and all entitlement to notice of hearing, a public hearing, and the right to protest the assessment described in paragraphs four (4), above, as otherwise required by law with respect to the imposition of the annual parcel charges, including but not limited to any and all rights pursuant to Article XIII C and D of the California Constitution, California Government Code sections 53750 through 53756, and California Streets & Highways Code sections 1160 through 1193. I understand and agree that this consent and waiver is irrevocable.



PROPERTY OWNER

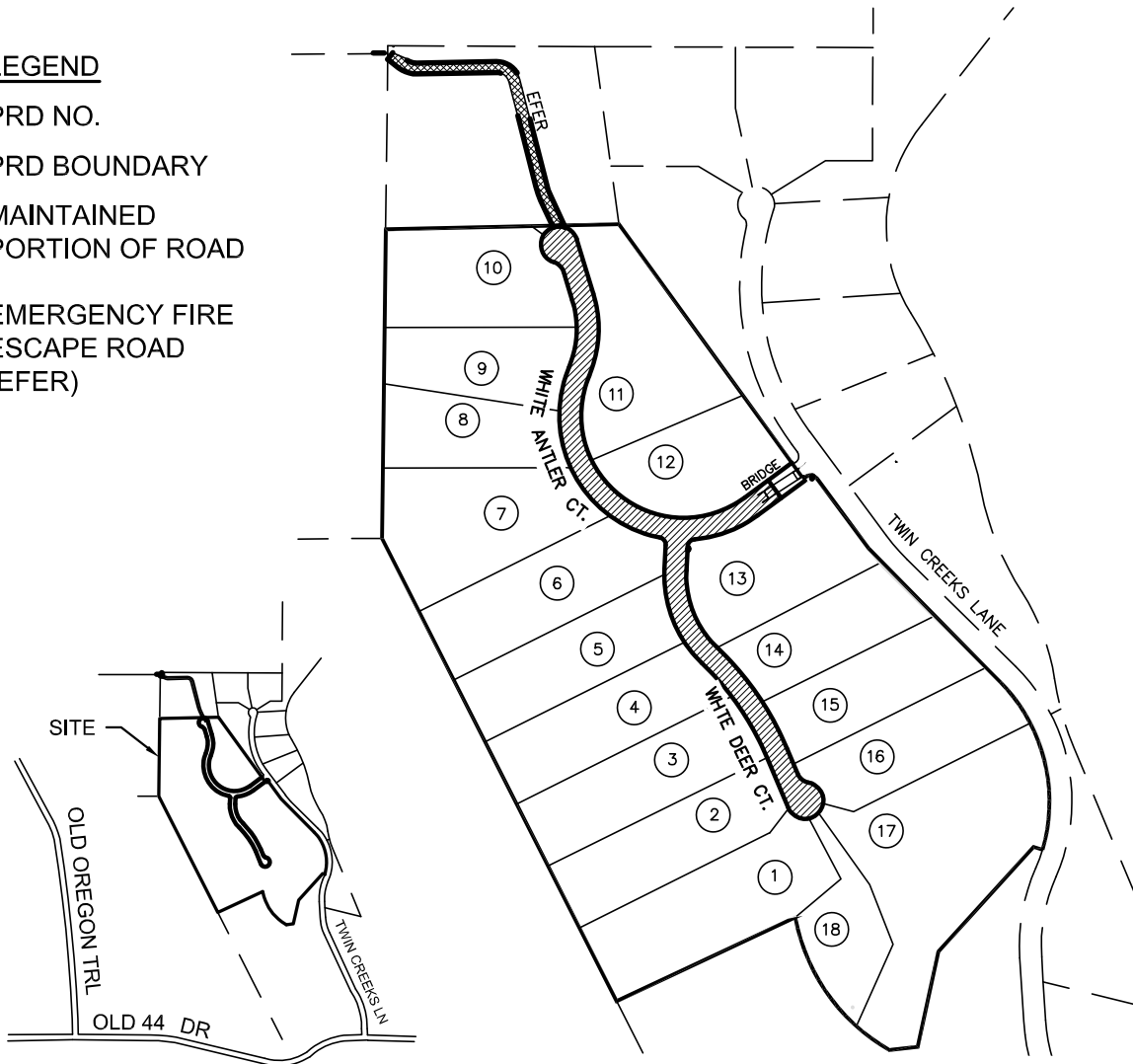
STILLWATER PROPERTIES, A CALIFORNIA CORPORATION

By: 
Albert L. Shufelberger, President

Date: 8-11-2023

LEGEND

- (X) PRD NO.
- PRD BOUNDARY
-  MAINTAINED PORTION OF ROAD
-  EMERGENCY FIRE ESCAPE ROAD (EFER)



VICINITY MAP

No.	Lot No.	Property Owner
1	1	ALBERT L. SHUFELBERGER
2	2	ALBERT L. SHUFELBERGER
3	3	ALBERT L. SHUFELBERGER
4	4	ALBERT L. SHUFELBERGER
5	5	ALBERT L. SHUFELBERGER
6	6	ALBERT L. SHUFELBERGER
7	7	ALBERT L. SHUFELBERGER
8	8	ALBERT L. SHUFELBERGER
9	9	ALBERT L. SHUFELBERGER
10	10	ALBERT L. SHUFELBERGER
11	11	ALBERT L. SHUFELBERGER
12	12	ALBERT L. SHUFELBERGER
13	13	ALBERT L. SHUFELBERGER
14	14	ALBERT L. SHUFELBERGER
15	15	ALBERT L. SHUFELBERGER
16	16	ALBERT L. SHUFELBERGER
17	17	ALBERT L. SHUFELBERGER
18	18	ALBERT L. SHUFELBERGER

”EXHIBIT A”

PERMANENT ROAD DIVISION

STILLWATER UNIT 2 PHASE 2

IN THE W 1/2 OF SECTION 2, T31N, R4W, MDM, IN
THE UNINCORPORATED TERRITORY OF SHASTA
COUNTY, CALIFORNIA.

DATE: 06-30-23 NOT TO SCALE SHEET 1 OF 1